
QUEEN MOTHER THEATRE

Annual General Meeting

Treasurer's Financial Review · Year Ended 30 June 2026

Prepared by Mark Weatherbed

Presented by The Bancroft Players · Registered Charity No. 283439

Key Financial Highlights · 2025/26

TOTAL INCOME

£199,588

+8.6% vs prior year

TOTAL EXPENDITURE

£182,666

+15.7% vs prior year

NET SURPLUS

£16,922

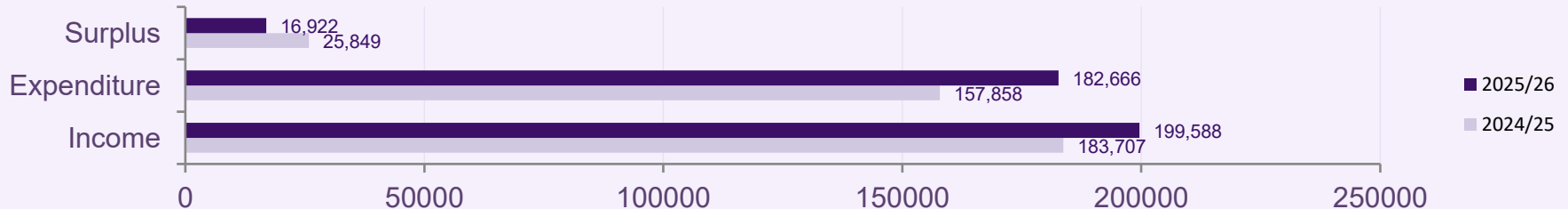
£25,849 prior year

CLOSING CASH

£82,740

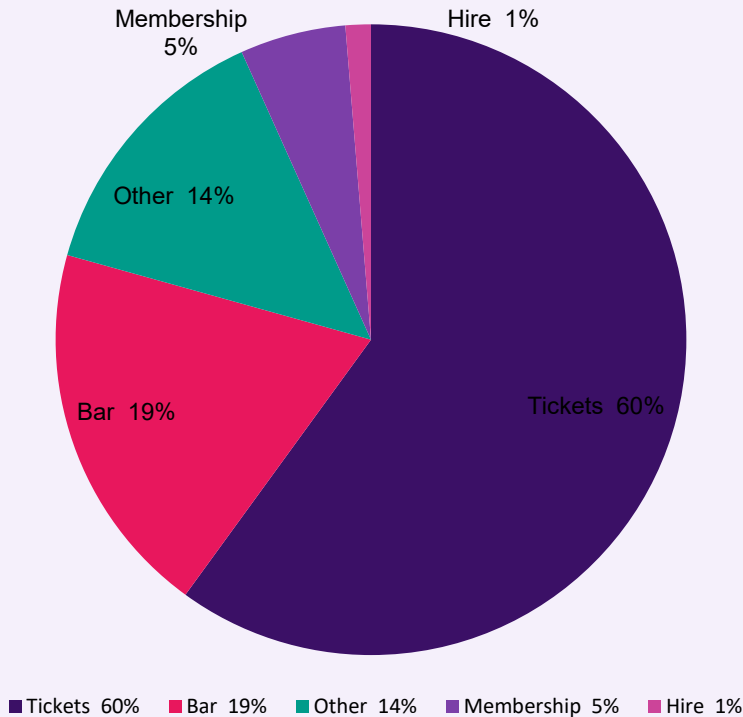
↑ from £65,818

Year-on-Year Comparison (£)

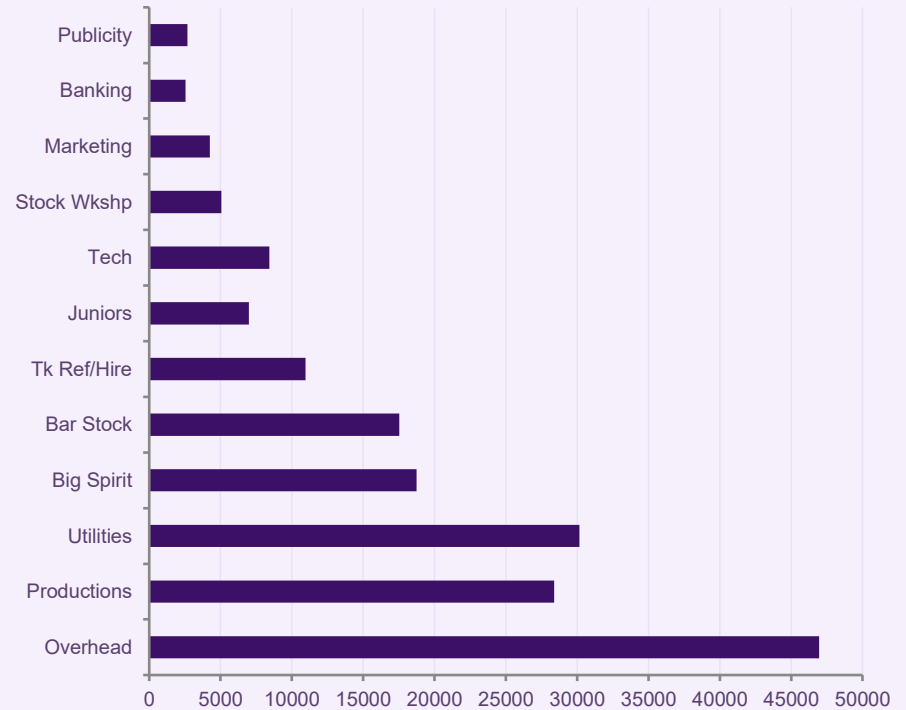


Where the Money Came From & Where It Went - 2025/26

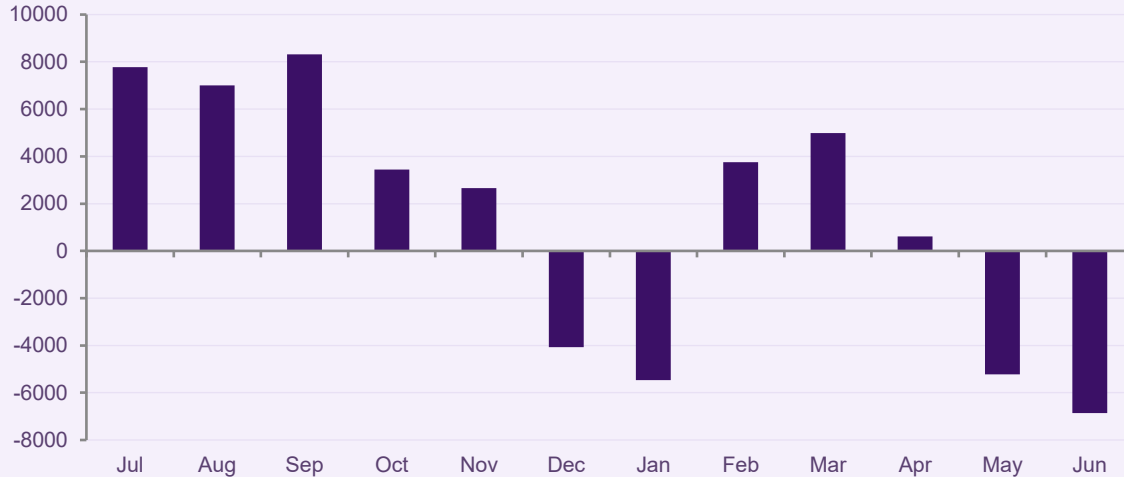
INCOME £199,588



EXPENDITURE £182,666



Monthly Net Cash Flow



CASH RESERVES

£82,740

↑ £16,922 improvement on opening

THEATRE BUILDING ASSET

£1,770,000

99-yr lease, no depreciation since 2002

Outlook & Governance

- Strong cash position (£82.7k) provides a healthy buffer for 2026/27 operations
- Expenditure growth (15.7%) outpaced income growth (8.6%) — overhead and utilities remain the focus for cost management
- Accounts presented in draft — independent examination now completed and we will be filing with the Charity Commission in the next week